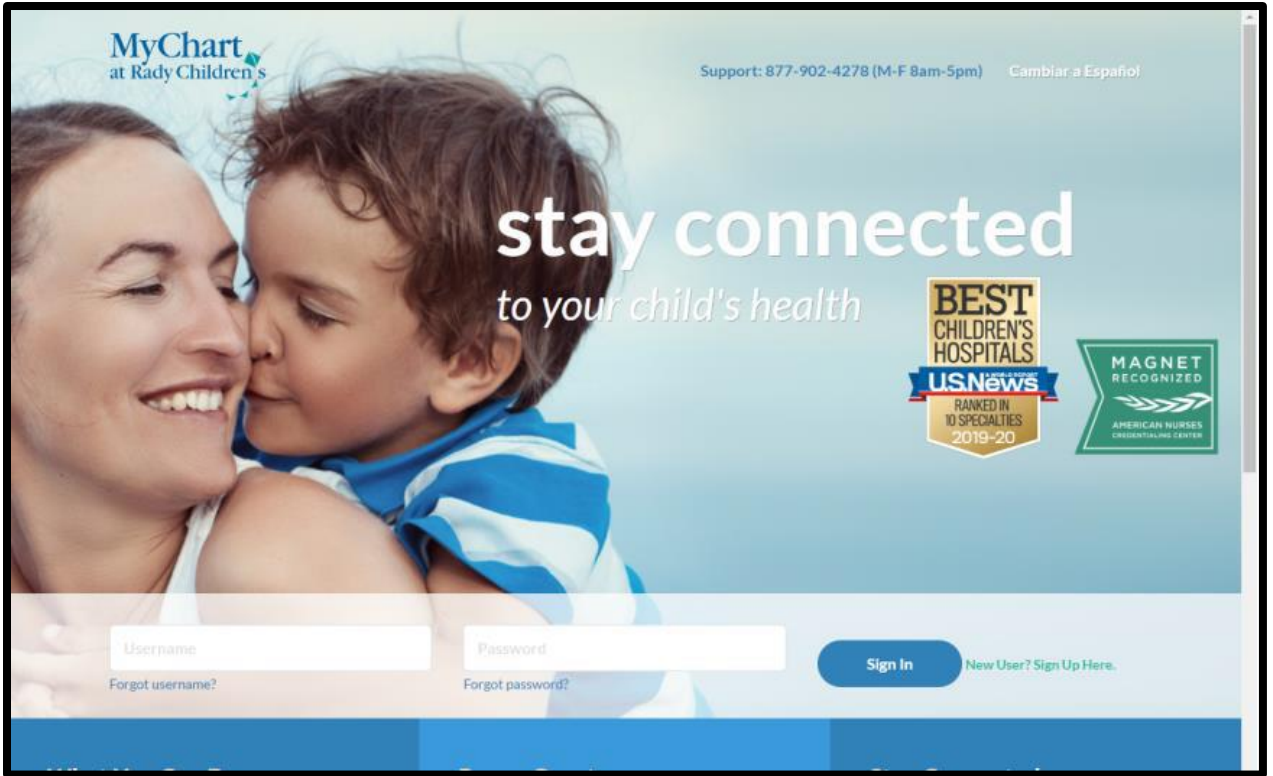


Scheduling a Urgent Care Video Visit with MyChart

1. Log in to your children's MyChart account.



2. Select your child and accept proxy access disclaimer.

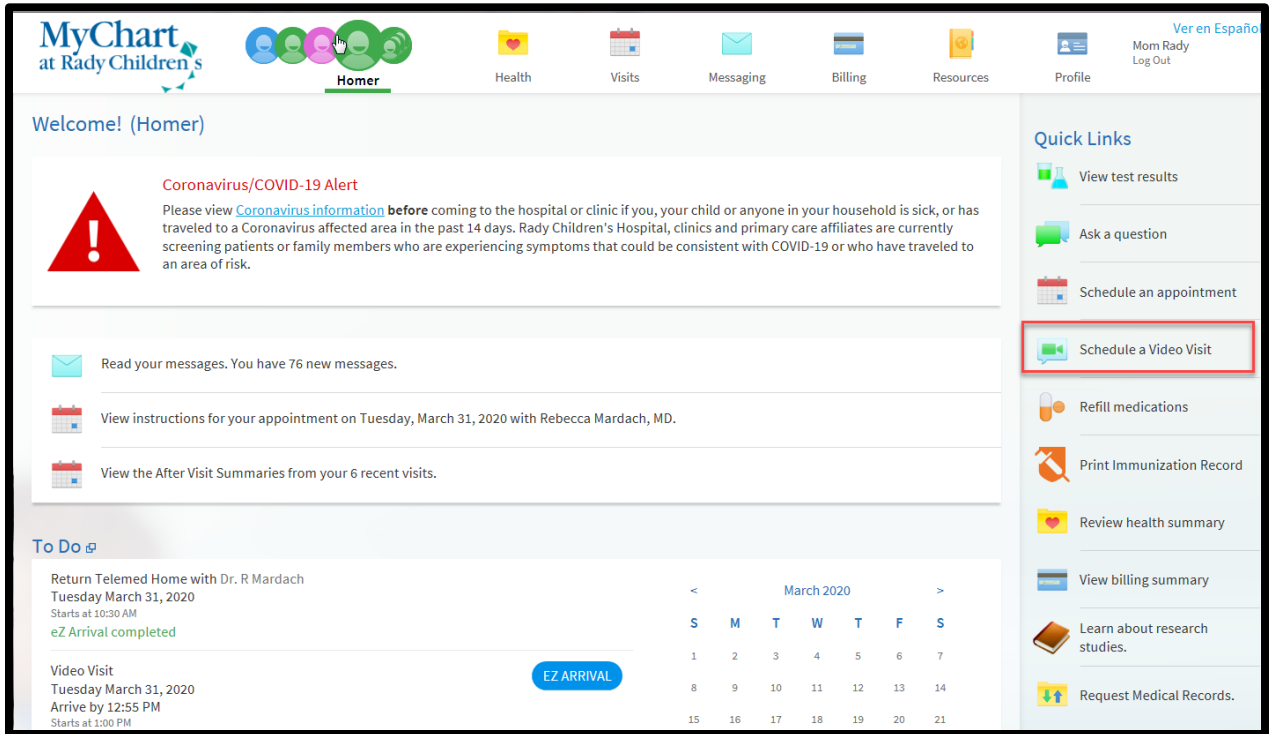
Personalize

Whose Records Can I View?

Photo	Account Name	Nickname	Access Until
	Mom Rady	Mom	This is your own MyChart account.
	Annie Avocado	Annie	
	Bobchild Zzztestensitive	Bobchild	2/13/2029
	Bobteen Zzztestensitive	Bobteen	2/13/2025
	Evan Romeocharliehotel	Evan	
	Five Fallupgradecycletwo	Five	10/3/2026
	Four Fallupgrade	Four	4/28/2033
	Four Fallupgradecycletwo	Four	4/28/2033

Scheduling a Urgent Care Video Visit with MyChart

3. Under Quick Links, click on Schedule a Video Visit.

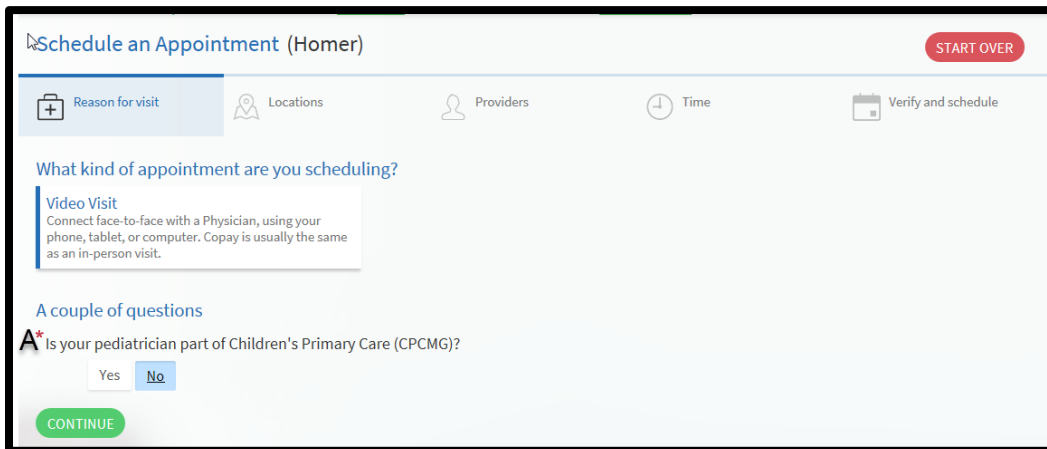


The screenshot shows the MyChart at Rady Children's home page for user 'Homer'. The 'Quick Links' sidebar on the right contains the following items:

- View test results
- Ask a question
- Schedule an appointment
- Schedule a Video Visit** (highlighted with a red box)
- Refill medications
- Print Immunization Record
- Review health summary
- View billing summary
- Learn about research studies.
- Request Medical Records.

4. You are now at **Schedule an Appointment** screen. You will need to answer a few questions before proceeding.

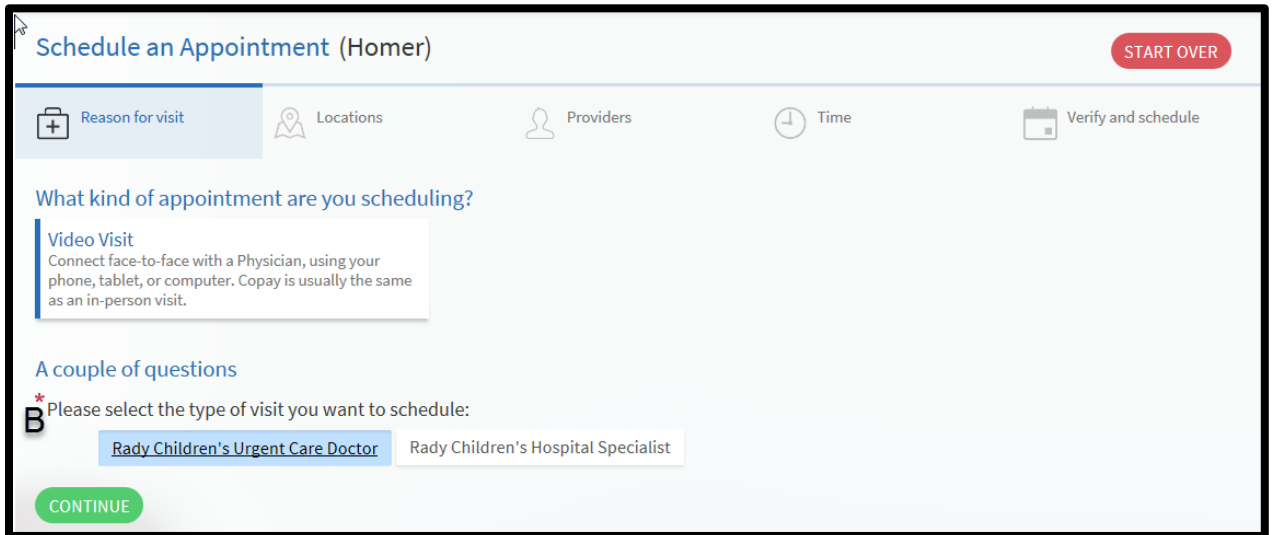
- a. Is your pediatrician part of Children's Primary Care (CPCMG)?
 - Select: **No**, to schedule a video visit with Urgent Care
You may select No if your pediatrician is part of Children's Primary Care but they do not have appointment availability that meets your needs.
 - Click Continue



The screenshot shows the 'Schedule an Appointment' screen for user 'Homer'. The 'Reason for visit' dropdown is set to 'Video Visit'. The question 'Is your pediatrician part of Children's Primary Care (CPCMG)?' has 'No' selected. A 'CONTINUE' button is visible at the bottom left.

Scheduling a Urgent Care Video Visit with MyChart

- b. Please select the type of visit you want to schedule?
- Select: Rady Children’s Urgent Care Doctor
 - Click Continue



Schedule an Appointment (Homer) START OVER

Reason for visit Locations Providers Time Verify and schedule

What kind of appointment are you scheduling?

Video Visit
Connect face-to-face with a Physician, using your phone, tablet, or computer. Copay is usually the same as an in-person visit.

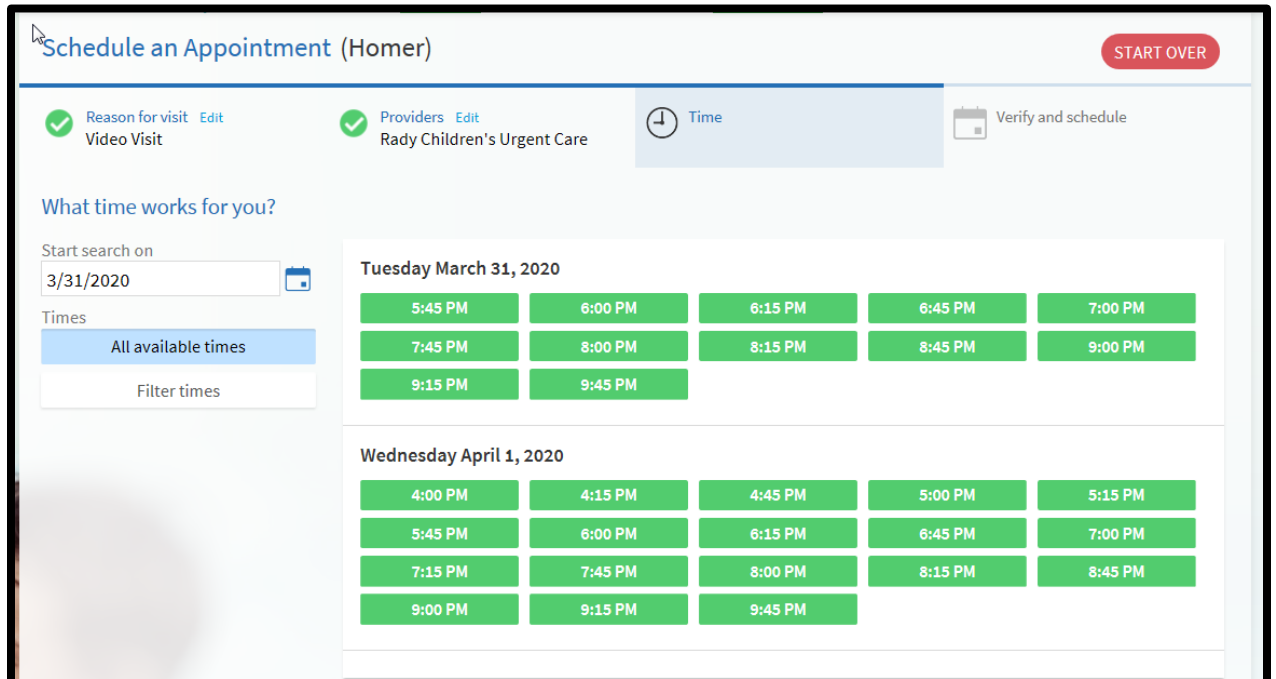
A couple of questions

*Please select the type of visit you want to schedule:

B Rady Children's Urgent Care Doctor Rady Children's Hospital Specialist

CONTINUE

5. Select the date and time that you would like to schedule an Urgent Care Video Visit.



Schedule an Appointment (Homer) START OVER

Reason for visit ✓ Edit Video Visit Providers ✓ Edit Rady Children's Urgent Care Time Verify and schedule

What time works for you?

Start search on 📅

Times All available times Filter times

Tuesday March 31, 2020

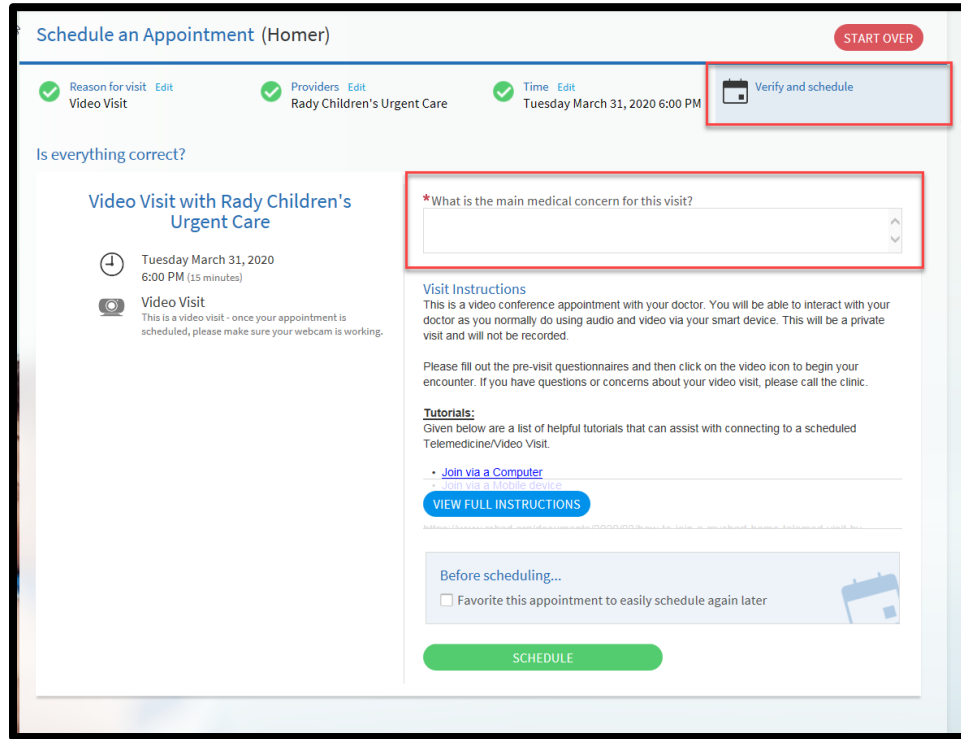
5:45 PM	6:00 PM	6:15 PM	6:45 PM	7:00 PM
7:45 PM	8:00 PM	8:15 PM	8:45 PM	9:00 PM
9:15 PM	9:45 PM			

Wednesday April 1, 2020

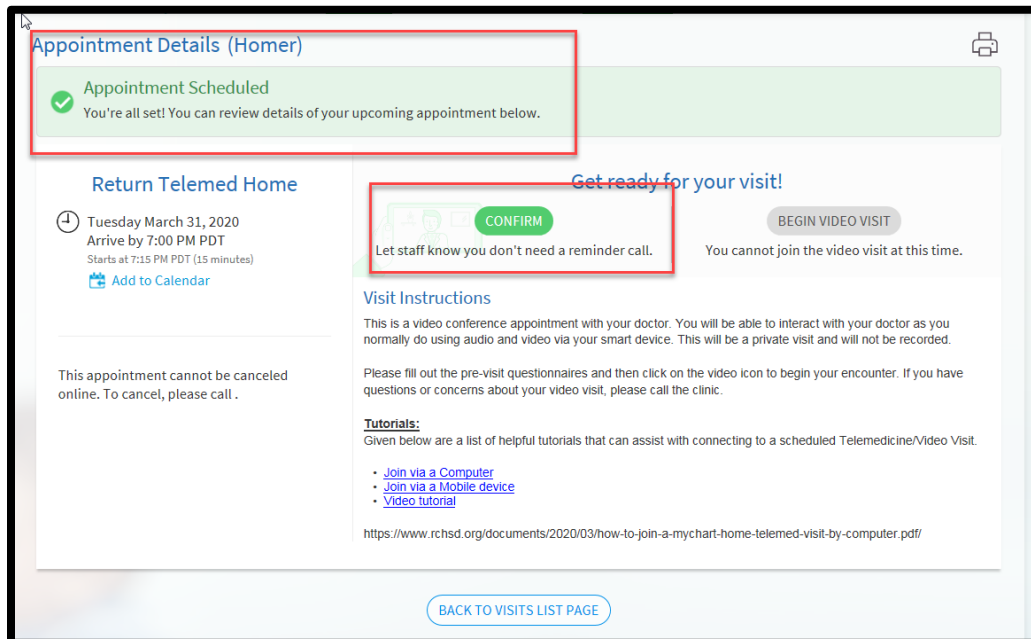
4:00 PM	4:15 PM	4:45 PM	5:00 PM	5:15 PM
5:45 PM	6:00 PM	6:15 PM	6:45 PM	7:00 PM
7:15 PM	7:45 PM	8:00 PM	8:15 PM	8:45 PM
9:00 PM	9:15 PM	9:45 PM		

Scheduling a Urgent Care Video Visit with MyChart

6. You are now at **Verify and Schedule**. You will need to answer the question below:
 - a. What is the main medical concern for this visit?
 - b. Click Schedule. You can favorite appointment to easily schedule again.

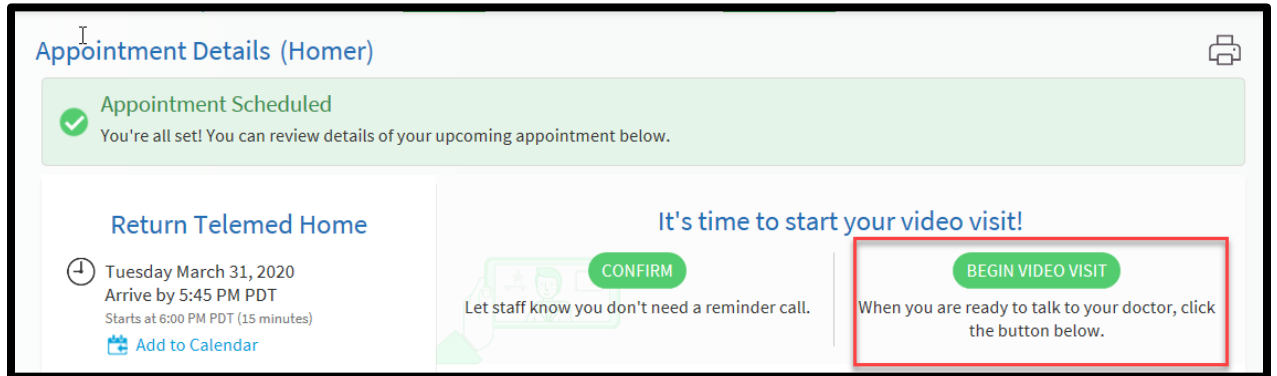


7. Your appointment is now scheduled. You can confirm your visit and you are able to view tutorials to assist with connecting to a scheduled video visit.



Scheduling a Urgent Care Video Visit with MyChart

8. Once scheduled you will get an email message.
9. Click on message details for more information.
10. EZ Arrival information will need to be completed before your appointment.
 - a. Demographics, Medications, Allergies, and Questionnaires are included in EZ Arrival.
 - b. If you have completed EZ arrival questions in the last seven days you will not be asked these questions again.
11. When it is time for you Video Visit. Click on **Begin Video Visit**.
 - a. You can start your video Visit 30 minutes before appointment time



The screenshot shows the 'Appointment Details (Homer)' page. At the top, there is a green banner with a checkmark icon and the text 'Appointment Scheduled' and 'You're all set! You can review details of your upcoming appointment below.' Below this, the page is divided into two main sections. The left section is titled 'Return Telemed Home' and contains a clock icon, the date 'Tuesday March 31, 2020', the arrival time 'Arrive by 5:45 PM PDT', the start time 'Starts at 6:00 PM PDT (15 minutes)', and an 'Add to Calendar' button. The right section is titled 'It's time to start your video visit!' and contains a 'CONFIRM' button, the text 'Let staff know you don't need a reminder call.', and a 'BEGIN VIDEO VISIT' button. The 'BEGIN VIDEO VISIT' button is highlighted with a red rectangular box. A printer icon is visible in the top right corner of the page.